



Jefferies

The Voice of Asset Owners

HOW ALLOCATORS AIM TO INVEST
IN THE TRANSITION

ESG STRATEGY / JANUARY 2024 / EXCEPRTS

Aniket Shah, PhD

Global Head of Sustainability and Transition Strategy

Charles Boakye, CFA

Sustainability and Transition Strategist

Shannon Murphy

Strategic Content

Key Takeaways | Asset Owners & The Energy Transition

1. The Most Important 'Values'? Asset Values

The objective of most global asset owners is singular — to maximize asset values in meeting obligations to beneficiaries.

2. Revolutionary Transition

The energy transition was identified as a global secular trend akin to the 1st and 2nd Industrial Revolutions and the Information Revolution. Although the path is nonlinear, and the precise end point unclear, there is universal agreement on the direction of travel.

3. Climate Risks Have Been Elevated

AOs are increasingly aware of the risks which may be brought about from a slow-moving energy transition. Many now manage 'climate risk' as a discrete risk area, alongside market, credit, liquidity and operational risk.

4. Divestment is Not a Priority for Most Asset Owners

Divestment from whole sectors and specific companies is not an objective nor tool for the majority of allocators. Divestment only serves to exclude parts of the market believed to be delivering sub-market risk adjusted returns.

5. Alternative Opportunities

AOs are seeking out 2nd and 3rd order beneficiaries of the transition (e.g. mining, business services, etc.), beyond the most obvious sectors. They see few products from managers which address this.





6. **Regulation Drives Innovation**

AOs report regulation as the driving force of change. There is consensus that shifts in regulatory regimes, drive technology and innovation.

7. **Geopolitical Risks Pose Uncertainty**

Geopolitical trends have the ability to derail or accelerate the transition. AOs are acutely aware of current tensions and the risk of a fragmented marketplace.

8. **The Pace & Shape of Transition isn't Uniform**

With varied starting points, no single pathway to net zero exists – this applies at the regional, country, industry and company level. Asset owners feel particularly challenged in mapping out how the transition will unfold in EM.

9. **Too Many Standards Create Unintended Challenges**

Allocators identified the challenge of trying to apply a single standard across diverse regions and asset classes. If “Climate 1.0” was focused on a lack of standards, asset owners now grapple with the dozens that exist.

10. **Jury Still Out on “Net Zero Asset Allocation”**

A consistent theme across our engagement was a focus on what (if any) the optimal asset allocation should be when investing in the transition.

Executive Summary

The Industrial Revolution, the Information Revolution and now the Energy Transition

Despite challenges and skepticism from many corners, it is inarguable that the global energy transition is upon us. Change — some incremental, but more frequently, now exponential — is happening across the globe. While headwinds remain at both the local and international level, the largest pool of asset owners in the world all agree: the direction of travel is clear.

Asset Owners (AOs), the entities that hold and allocate capital on behalf of participants, beneficiaries, or the organization itself (including pension funds, endowments, foundations, insurance companies and sovereign wealth funds) play an important role in understanding the shape and pace of the transition. And yet, because regulators, policymakers and asset managers have been more vocal in discussions concerning this shift, asset owners' views have been less examined.

This group, given their long investment horizons and common approach of universal ownership, is among the most important to understand within the investor community. In our view, a better understanding of how allocators view the transition is crucial in elevating the perspectives of asset managers and the broader investor community.

“

To date, [energy] transition risk has been mainly regarded as an asset holding issue...From an investment point of view, what is very important to realize is that the nature of the investable universe will be very different...Asset valuations of equities, debt and sovereign credit will also all be impacted.

— Willis Towers Watson





The Jefferies ESG & Strategic Content teams sat down with senior decision makers from the global Asset Owner community in a series of off the record but illuminating interviews. They are collectively responsible for nearly \$10 trillion in AUM to the benefit of millions of stakeholders, and these discussions helped better understand five key questions on this ongoing secular trend:


1. How do asset owners view and navigate the energy transition from a portfolio perspective?
2. What are the main pain points asset owners face in allocating capital towards the transition?
3. How can the Asset Manager (AM) community can better align with AOs?
4. Where can Corporates be most impactful across the transition?
5. Which areas within the energy transition do AOs hold the most optimism over the next decade?

A combination of economics, energy security, geopolitics and public opinion were all cited as powerful forces driving momentum around the energy transition, triggering significant capital deployment and investment opportunities across sectors. Broadly, asset owners view investment around energy transition as they do any other investment decision: gain knowledge about the opportunity set and risks and allocate capital accordingly.

Asset Owners are seeking innovative investment opportunities across sectors and are less interested in conversations around divestment. Divestment from sectors and companies remains a tool, typically from a risk reward perspective. A central question for most, is what the ideal (and is there an ideal) net zero asset allocation should look like in support of the transition.

As many noted during our conversations, the energy transition will be far-reaching and transformative. Akin to the first and second Industrial Revolutions and the Information Revolution, existing business models across sectors will be impacted, and joined by new and emerging industries.

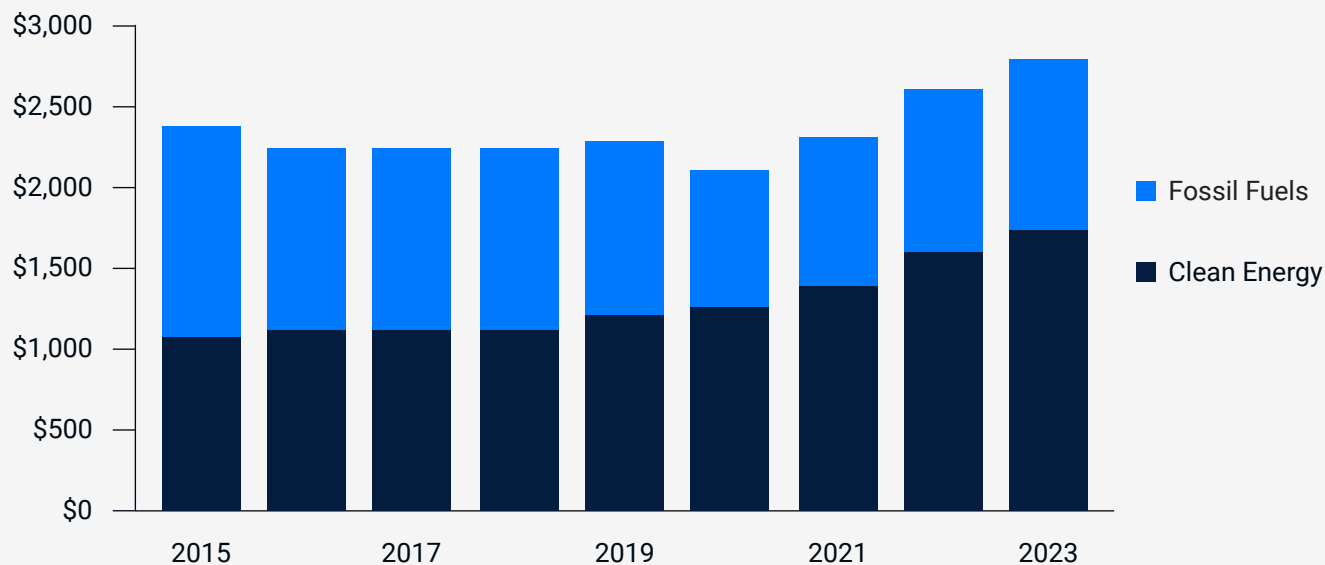
Exhibit 1 - JEF ESG Surveyed the global Asset Owner Community for their view on allocating towards the energy transition



Source: Jefferies Research

Figure 1 – Clean Energy investment now eclipses that of legacy fossil energy investment

Global Energy Investment (Clean vs Fossil) \$bn



Source: IEA, Jefferies Research

Key Recommendations for Asset Owners

Asset owners nearly universally identify the energy transition as a secular trend, still in process, but set to impact asset valuations and business models in the coming years.

1. Knowledge

Given the global and multi-disciplinary nature of the energy transition, Asset Owners would benefit from enhanced knowledge in the below areas;

- **Develop Policy Expertise & Deeper Understanding of How Policy Impacts Asset Value**

Given the critical role policy has played in shaping some of the exponential shifts involved in energy transition (as acknowledged by asset owners), we believe AOs would benefit from dedicated resources on this topic and deeper ongoing dialogue with policymakers. We believe a gap exists in understanding how policy developments may impact upon learning and scaling curves for key net zero technologies.

- **Increase Scientific & Technical Expertise**

The AO community today has a high degree of literacy on the fundamentals of net zero and the energy transition. As the global marketplace moves towards implementation and deployment, AOs will need to develop deeper in-house climate expertise (e.g., scientists, modelers, geographers, demographers, etc.) to overlay their existing approaches with additional insights and upgrades.

- **Engage Deeply with The Sell-Side**

There is a particular role for sell side institutions to play as a convener across corporates, asset managers and asset owners as part of the energy transition. The investor community as a whole would benefit from deeper engagement between asset owners and the sell side.



2. Investment and Allocation

As allocators of capital, there are 4 main recommendations we propose to AO, based on our conversations.

- **Increase Allocations to Private Energy Transition Companies**

Very simply, the public market opportunity set for energy transition companies as of 2023 is limited (only ~200 companies), many of which are in the small or mid-cap space. One can also question the merits of delivering on the energy transition via secondary markets.

Private companies present opportunities for both asymmetric return profiles and advancing progress towards clean energy targets. Given their time horizons, AOs could benefit from greater allocations to growth equity & venture opportunities.

- **Introduce Greater Flexibility in Overall Asset Allocation**

AOs asset allocation decisions will heavily influence the extent to which they are able to participate in the transition. Deciding the appropriate weight of private vs public assets or debt vs equity, real assets, and growth vs early-stage equity, among others are a crucial input in determining the extent to which AOs are exposed to various themes within the transition. A less rigid asset allocation approach may afford AO flexibility and new opportunities in allocating towards the transition.

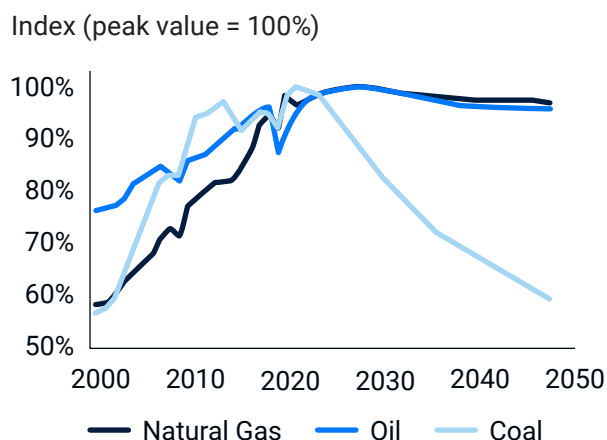
- **Reconcile Long Term Time Horizons with The Pace of The Transition**

Although the change brought about by the transition may be exponential in nature, these trends are likely to play out over the medium – long term. Given the time horizons of many allocators, we believe greater patience will be needed on their part – performance will be uneven and at times down. In the long term, the collapse of certain industries and emergence of new one's should outweigh short term losses.

- **Develop Performance Measurement Aligned with A Transition**

It is clear to Jefferies that product innovation is hampered by an obsession with measuring performance vs traditional benchmarks. Given the seismic shift the energy transition entails, traditional benchmarks do not accurately capture the ongoing transformation. Even those benchmarks focused on transition, are unlikely to contain cutting edge companies and sector approaches to net zero, in an ever-evolving space. Penalizing managers when deviating from said benchmarks, even in the short term, inhibits the creation of innovative products with cross asset exposure.

Figure 3 - Demand for Natgas, Oil and Coal are expected to peak by 2030



Source: IEA WEO 2023, Jefferies Research

Key Recommendations for Asset Managers

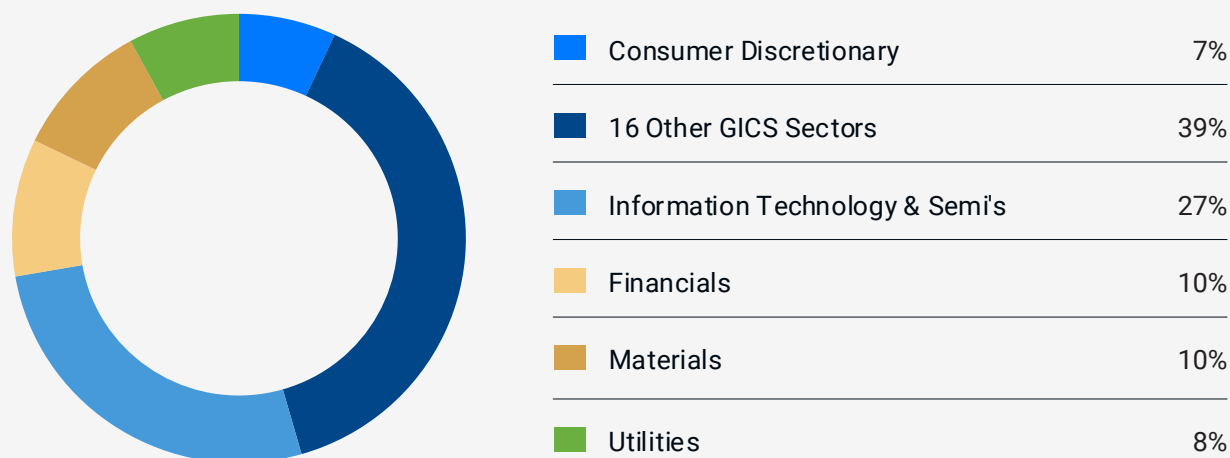
1. Develop Increasingly Tailored Products

Many Asset Owners bemoaned the lack of appetite for Asset Managers to broadly offer tailored and innovative products. Ultimately managers decide what financial products they sell and do not sell. But with a growing demand for products that address specific pockets of the transition or cut across asset classes, managers should explore offering bespoke solutions as a normal course of business (e.g., products combining alternatives, private and public equity).

From discussions, it is clear that existing products are not adequately serving Asset Owners (Fig 4). In fact, many asset owners discussed co-investments as the most “targeted” way to implement their portfolio views, but that this is not scalable.



Figure 4 - Despite a surge in energy transition public markets products, sector exposure remains narrow, with 5 GICS Sector dominating



Source: Morningstar Direct, Jefferies research



2. Build Capabilities in Private & Infrastructure Markets

We believe delivering asymmetric returns and positive outcomes for the energy transition can best be achieved via innovative business models and solutions in the private and/or infrastructure sectors. Providing primary and growth capital to scale new business or build new projects can yield both positive financial returns as well as real world impacts.

3. Seek Out Opportunities Across Sectors

There are a broader set of opportunities than those currently dominating headlines in the traditional energy space. Asset owners are thinking about the second and third order beneficiaries of the transition. Beyond energy and (or) industrial sectors such as cement and steel, AOs are desperate for investments in areas that may see tangential benefits (e.g., operational improvements in sectors due to new modes of doing business brought on by the transition).

4. Embrace The Non-linearities of The Transition

From a risk perspective, given the exponential nature of change likely to occur, many risks will not be correctly appreciated and priced by the market (e.g. do physical risks go beyond asset specific losses, potentially undermining entire business models?). Managers should factor in these non-linear changes in as much as is possible.



Key Recommendations Across the Ecosystem

1. The Role Investment Consultants

AOs reported on the fundamental role that investment consultants play in their allocation decisions. We believe there is an under appreciation of the pivotal role this group currently play in orienting capital flows behind the transition.

Their outlook on asset managers and the trajectory of net zero is a crucial input for asset owners when allocating. The investor community as a whole would benefit from increased dialogue with this group of players.

2. Frameworks & Standards

Many felt a consolidation of frameworks, initiatives and reporting regimes would be helpful – but also recognized the challenge these present across economies and jurisdictions. Clean communications (from corporates and service providers) around why certain frameworks have been selected (beyond regulatory reason) would be beneficial to the AO community.

3. Understanding & Assessing Transition Risk

Although many companies are now actively engaged with TCFD and other climate risk reporting tools, AOs are still in search of a deeper and more detailed understanding of how companies are considering transition risks.

Specifically, evidence of how transition risk have been considered across supply chains and potential cost implications in addressing these – transition analysis was cited as too siloed to a company or singular sector.

Additional Observations | Asset Owners & Energy Transition

Exponential is The New Linear

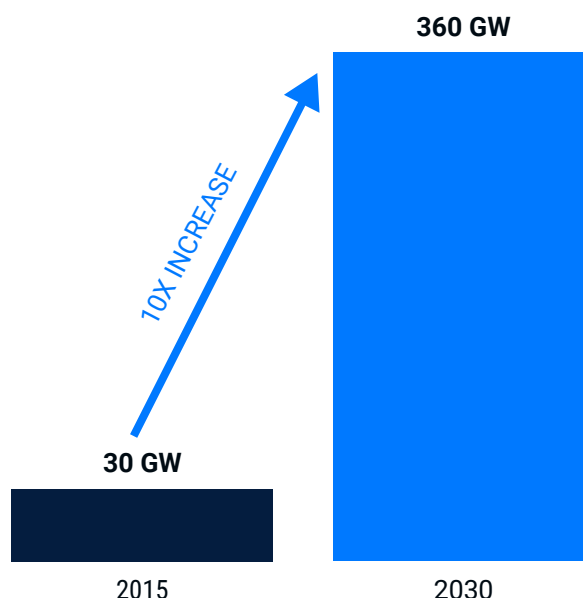
Like many sectors during previous revolutions (e.g. water power vs steam power in industrial revolutions of the 18th century), demand for fossil fuels is currently being squeezed between two forces.

1. The continued pace of cost declines and technology improvements in alternatives such as wind, solar and battery storage (table 2)
2. Significant improvement in efficiencies brought about via electrification (e.g. low temperature industrial heat applications, heat pumps, road transport, etc.).

The majority of asset owners are now in agreement that significant demand destruction of fossil fuels will occur this decade.

Figure 5 - Solar PV additions have increased 10x since 2015 globally

Solar PV Capacity Additions (GW)



Source: IEA, Jefferies Research

Table 2 - Recent years have seen record cost declines across various clean energy solutions

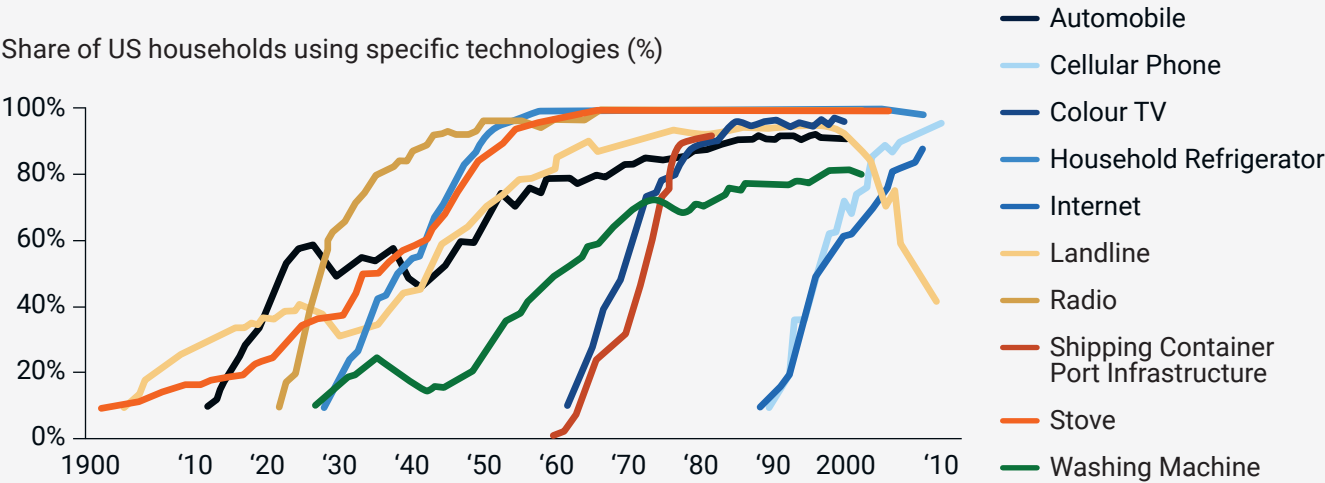
TIME FRAME	TECHNOLOGY	AVERAGE ANNUAL DEPLOYMENT GROWTH %	AVERAGE ANNUAL COST REDUCTION %
2010 - 2020	EV BatteriesW	69	-19
2010 - 2020	Solar PV Modules	24	-18
2010 - 2020	Wind, Onshore	13	-4
2010 - 2020	Wind, Onshore	19	-4
1910 - 2020	Ford Model T	34	-9
1970-1980	Gas Trubines	18	-2

Source: IEA, Jefferies Research

Peaking however doesn't not translate into a rapid decline of a product – previous shifts have seen prolonged plateaus, before significant declines.

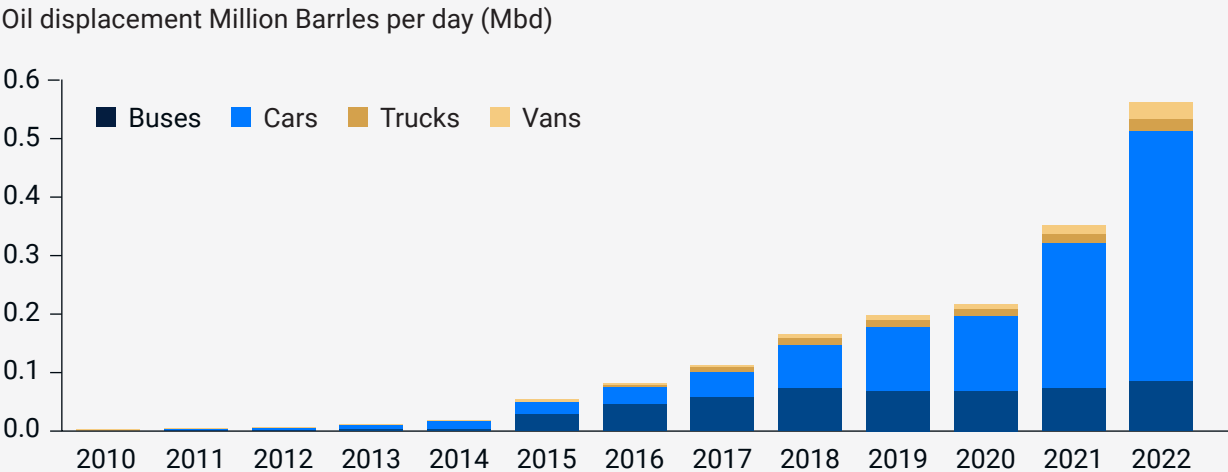
This plateau is usually characterized by incumbents either evolving or prolonging the status quo. The exponential growth of alternatives is particularly important during this phase (Fig 6), as incumbents experience faster demand destruction the moment price parity is achieved (Fig 7). At this point, the rate of decline is typically faster than that of growth for new players.

Figure 6 - Previous technological adoptions have followed S-curve trajectories - the current path of many clean energy solutions



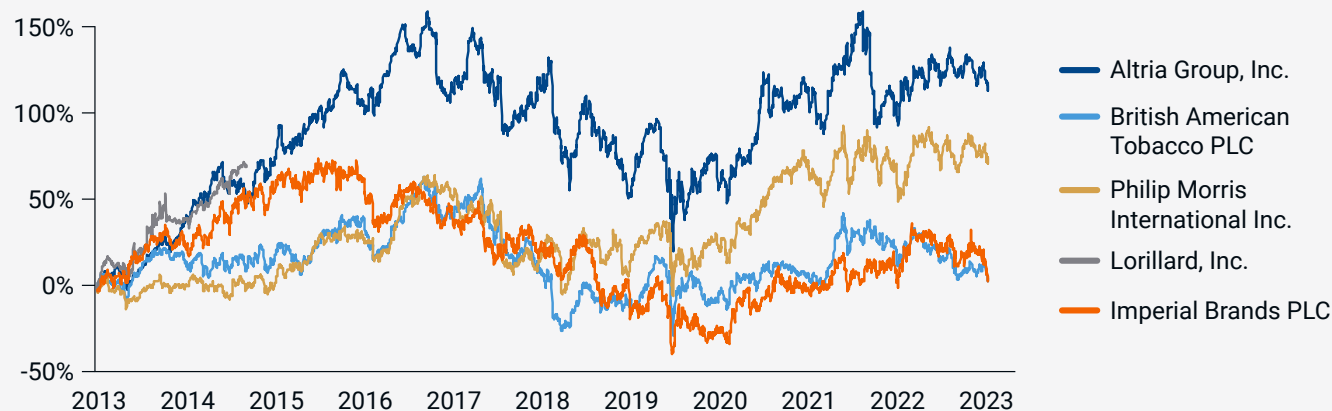
Source: RMI, Ourworld in Data, Jefferies Research

Figure 7 - EV penetration is rapidly displacing fossil use in the transportation sector and is only set to continue



Source: IEA, Jefferies Research

Figure 8 - Previous mistimed rotations on ethical grounds were cited as costly by AOs



Source: Factset, Jefferies Research

Many cited the negative costs to beneficiaries from previously mistimed rotations (Fig 8).

Despite this backdrop of exponential growth for new technologies, akin to previous transitions, change will be nonlinear, challenging and painful for numerous sectors (both new and old) at varying points.

Political and Geopolitical Risks Are Real

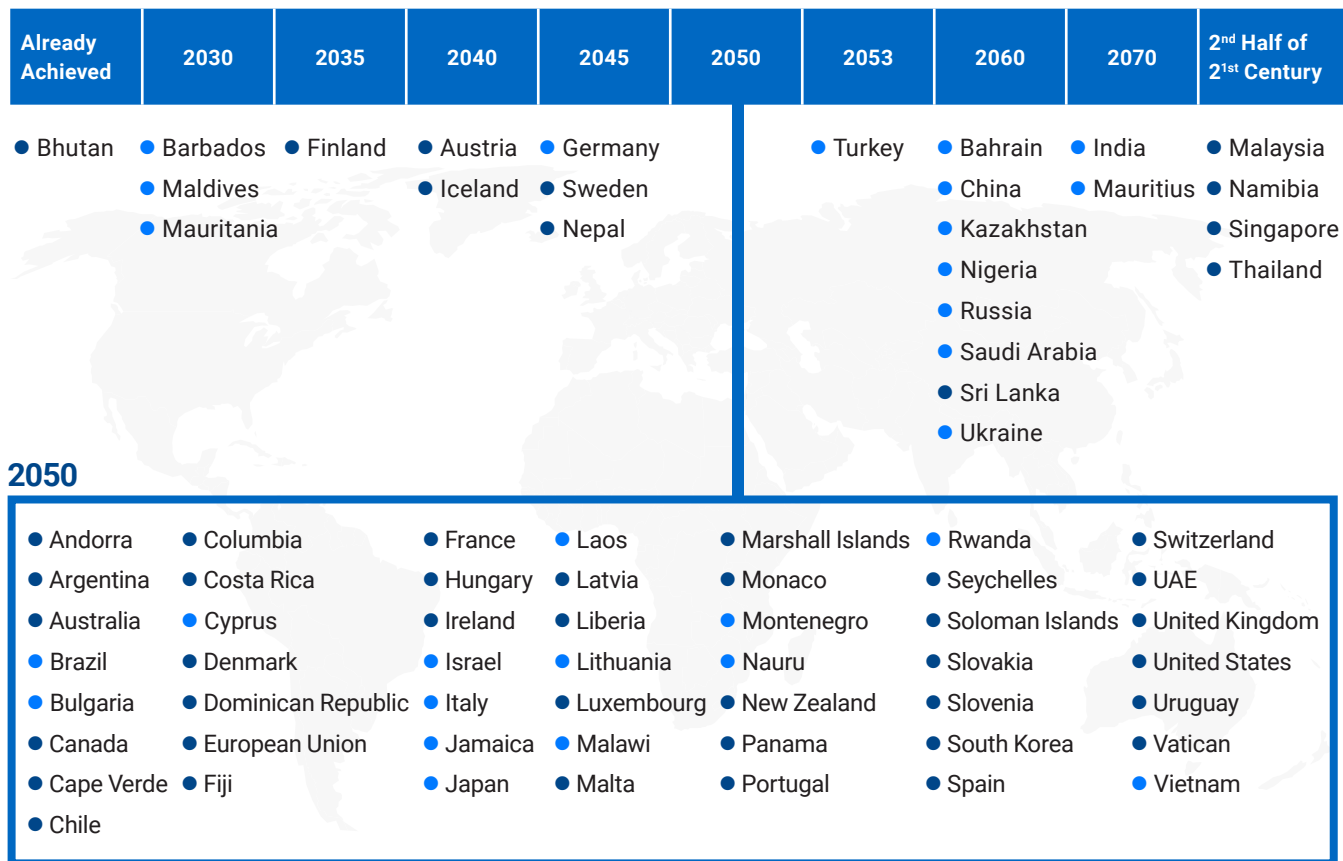
Overall, there is an acknowledgment that many EM and FM countries' path to net zero will not mimic that of developed markets (Fig 9).

This uncertainty presents AO's with a significant challenge in committing capital towards the transition in many EM countries. Although most recognize the importance of developing countries to net zero goals and potential attractive return profiles — devising a strategy to allocate to these regions remains problematic.



Figure 9 - Net zero ambitions vary greatly both across and within regions

● Net-Zero Target Set in Law or Policy ● Political Pledge to Reach Net-Zero



Source: UNFCCC NDC Data, WRI, Jefferies Research



Standardization — Both Friend & Foe

There has been an almighty effort made to standardize reporting frameworks and metrics when it comes to net zero.

The investor community is however now faced with a new challenge brought about by the drive for standardization — how to apply universal standards across varied sectors, geographies, and time horizons.



Table 3 - Various Transition plan frameworks exist for use at the intersection between finance and climate

INITIATIVE	YEAR	PREPARER	FOCUS	ASSESSMENT
ACT	2021	Corporates	Strategy	Ambition, Credibility, Feasibility
CSLN	2021	Financial Institutions	Strategy	Ambition, Credibility, Disclosure
TCFD	2021	Corporates	Risk	Disclosure
UNEP-FI	2021	Financial Institutions	Strategy	Ambition, Credibility
WBA	2021	Corporates	Strategy	Feasibility
CPI	2022	Corporates	Strategy	Credibility
ESRS	2022	Corporates	Risk	Disclosure
GFANZ NZTP	2022	Financial Institutions	Strategy	Ambition, Credibility, Disclosure
GFANZ RETP	2022	Real Economy Corporates	Strategy	Disclosure
IFRS ISSB	2022	Corporates	Risk	Disclosure
NewClimate et al	2022	Corporates	Strategy	Credibility, Disclosure
R2Z	2022	Corporates	Strategy	Ambition
SBTi FINZ	2022	Financial Institutions	Strategy	Feasibility
TPI	2022	Corporates	Strategy	Ambition
TPT	2022	Corporates	Strategy	Disclosure
UN HLEG	2022	Corporates	Strategy	Ambition
WWF	2022	Corporates	Strategy	Credibility
CA100+	2023	High Emitting Corporates	Strategy	Disclosure, Ambition
CBI CBS4	2023	Real Economy Corporates	Strategy	Ambition, Credibility, Disclosure
CDP	2023	Corporates	Strategy	Ambition, Credibility, Disclosure
IIGCC	2023	Corporates	Strategy, Risk	Credibility
NGFS	2023	Corporates, Fin. Institutions	Strategy	Credibility
NZAOA	2023	Financial Institutions	Strategy	Feasibility
OxSFG	2023	Real Economy Corporates	Strategy	Credibility
PwC et al	2023	Corporates	Strategy	Feasibility
RI	2023	Financial Institutions	Strategy	Feasibility
SBTi Net Zero	2023	Corporates	Strategy	Ambition
WWF PtP	2023	Real Economy Corporates	Strategy	Feasibility, Ambition

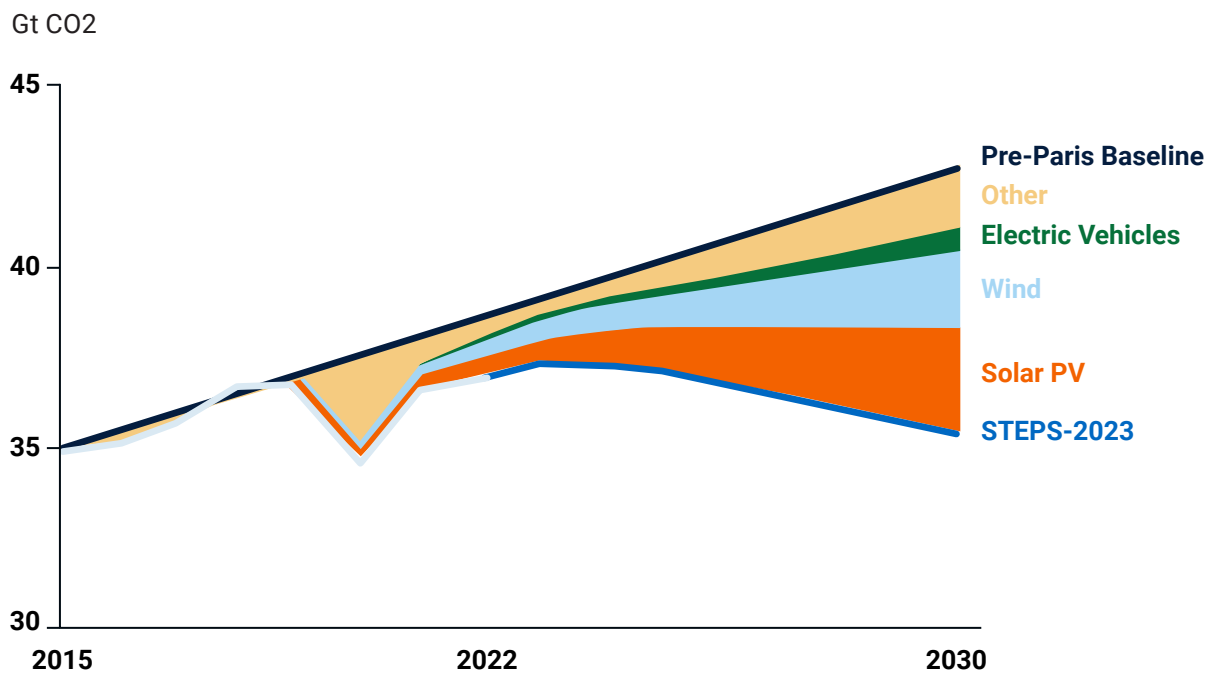
Source: University of Oxford (Sustainable Finance Group), WWF, Jefferies Research



Implications | Asset Owners & Energy Transition

Since January 2022, expanding markets, falling costs and policy changes have altered the outlook for global emissions — the IEA now projects GHGs will be 7.5 Gt lower in 2030 vs a 2015 baseline scenario (Fig 10).

Figure 10 - Project global energy sector CO2 emissions have reduced drastically since the 2015 Paris agreement



Source: IEA, Jefferies Research

How Jefferies Can Help


As the global transition towards net-zero gains momentum, Asset Owners are grappling with how best to optimally allocate time and capital to emerging and existing clean technologies. The investor community as a whole is also trying to better understand how to assess and manage climate transition risks.

At Jefferies, we provide a strategic framework to navigate this complex landscape, and serve as a convening partner to bring together the voices of asset owners and the asset managers who can deliver solutions. Our approach goes beyond merely identifying winners and losers, focusing on how to select a technology for analysis and how this selection process may evolve over time.

Jefferies ESG and Strategic Content teams are constantly engaged with asset managers, asset owners, companies and sector analysts. This affords the team a unique vantage point in understanding those issues top of mind for each group of stakeholders.

With a diverse skill set across the team, and experience in many facets of the energy transition, Jefferies are also uniquely positioned to provide viewpoints on the direction of travel, across sectors, on the nature of the transition.

Our investment banking team is keenly focused on understanding these cutting-edge issues and delivering expertise to corporates that help them prepare for the coming decade.



Disclaimer & Important Disclosures

Analyst Certification

Aniket Shah, PhD is not an Equity Research Analyst; and accordingly, is not subject to the analyst independence requirements in FINRA's equity research rule, Rule 2241. Any content authored by this person or the ESG team is not Equity Research. References to Equity Research content in this document, if any, are contributed by Jefferies Equity Research Analysts and identified as such.

Charles Boakye, CFA is not an Equity Research Analyst; and accordingly, is not subject to the analyst independence requirements in FINRA's equity research rule, Rule 2241. Any content authored by this person or the ESG team is not Equity Research. References to Equity Research content in this document, if any, are contributed by Jefferies Equity Research Analysts and identified as such.

Other Important Disclosures

Jefferies does business and seeks to do business with companies covered in its research reports, and expects to receive or intends to seek compensation for investment banking services among other activities from such companies. As a result, investors should be aware that Jefferies may have a conflict of interest that could affect the objectivity of this report. Investors should consider this report as only a single factor in making their investment decision.

Jefferies Equity Research refers to research reports produced by analysts employed by one of the following Jefferies Group LLC ("Jefferies") group companies:

United States: Jefferies LLC which is an SEC registered broker-dealer and a member of FINRA (and distributed by Jefferies Research Services, LLC, an SEC registered Investment Adviser, to clients paying separately for such research).

Canada: You are advised that Jefferies LLC operates as a dealer in your jurisdiction under an exemption from the dealer registration requirements contained in National Instrument 31-103 Registration Requirements, Exemptions and Ongoing Registrant Obligations and, as such, Jefferies LLC is not required to be and is not a registered dealer or adviser in your jurisdiction. You are advised that Jefferies LLC prepared this research report and it was not prepared in accordance with Canadian disclosure requirements relating to research reports in Canada.

United Kingdom: Jefferies International Limited, which is authorized and regulated by the Financial Conduct Authority; registered in England and Wales No. 1978621; registered office: 100 Bishopsgate, London EC2N 4JL; telephone +44 (0)20 7029 8000; facsimile +44 (0)20 7029 8010.

Germany: Jefferies GmbH, which is authorized and regulated by the Bundesanstalt fuer Finanzdienstleistungsaufsicht, BaFin-ID: 10150151; registered office: Bockenheimer Landstr. 24, 60232 Frankfurt A.M., Germany; telephone: +49 (0) 69 719 1870

Hong Kong: Jefferies Hong Kong Limited, licensed by the Securities and Futures Commission of Hong Kong, CE number ATS546; located at Level 26, Two International Finance Center, 8 Finance Street, Central, Hong Kong, telephone +852 3743 8000.

Singapore: Jefferies Singapore Limited, which is licensed by the Monetary Authority of Singapore; located at 80 Raffles Place #15-20, UOB Plaza 2, Singapore 048624, telephone: +65 6551 3950.

Japan: Jefferies (Japan) Limited, Tokyo Branch, which is a securities company registered by the Financial Services Agency of Japan and is a member of the Japan Securities Dealers Association; located at Tokyo Midtown Hibiya 30F Hibiya Mitsui Tower, 1-1-2 Yurakucho, Chiyoda-ku, Tokyo 100-0006; telephone +813 5251 6100; facsimile +813 5251 6101.

India: Jefferies India Private Limited (CIN - U74140MH2007PTC200509), licensed by the Securities and Exchange Board of India for: Stock Broker (NSE & BSE) INZ000243033, Research Analyst INH000000701 and Merchant Banker

INM000011443, located at Level 16, Express Towers, Nariman Point, Mumbai 400 021, India; Tel +91 22 4356 6000. Compliance Officer name: Sanjay Pai, Tel No: +91 22 42246150, Email: spai@jefferies.com, Grievance officer name: Sanjay Pai, Tel no. +91 22 42246150, Email: compliance_india@jefferies.com. Registration granted by SEBI and certification from NISM in no way guarantee performance of the intermediary or provide any assurance of returns to investors.

Australia: Jefferies (Australia) Pty Limited (ACN 623 059 898), which holds an Australian financial services license (AFSL 504712) and is located at Level 22, 60 Martin Place, Sydney NSW 2000; telephone +61 2 9364 2800.

Dubai: Jefferies International Limited, Dubai branch, which is licensed by the Dubai Financial Services Authority (DFSA Reference Number F007325); registered office Unit L31-06, L31-07, Level 31, ICD Brookfield Place, DIFC, PO Box 121208, Dubai, UAE.

This report was prepared by personnel who are associated with Jefferies (Jefferies International Limited, Jefferies GmbH, Jefferies Hong Kong Limited, Jefferies Singapore Limited, Jefferies (Japan) Limited, Tokyo Branch, Jefferies India Private Limited), and Jefferies (Australia) Pty Ltd; or by personnel who are associated with both Jefferies LLC and Jefferies Research Services LLC ("JRS"). Jefferies LLC is a US registered broker-dealer and is affiliated with JRS, which is a US registered investment adviser. JRS does not create tailored or personalized research and all research provided by JRS is impersonal. If you are paying separately for this research, it is being provided to you by JRS. Otherwise, it is being provided by Jefferies LLC. Jefferies LLC, JRS, and their affiliates are collectively referred to below as "Jefferies". Jefferies may seek to do business with companies covered in this research report. As a result, investors should be aware that Jefferies may have a conflict of interest that could affect the objectivity of this report. Investors should consider this report as only one of many factors in making their investment decisions. Specific conflict of interest and other disclosures that are required by FINRA and other rules are set forth in this disclosure section.

* * *

If you are receiving this report from a non-US Jefferies entity, please note the following: Unless prohibited by the provisions of Regulation S of the U.S. Securities Act of 1933, as amended, this material is distributed in the United States by Jefferies LLC, which accepts responsibility for its contents in accordance with the provisions of Rule 15a-6 under the US Securities Exchange Act of 1934, as amended. Transactions by or on behalf of any US person may only be effected through Jefferies LLC. In the United Kingdom and European Economic Area this report is issued and/or approved for distribution by Jefferies International Limited ("JIL") and/or Jefferies GmbH and is intended for use only by persons who have, or have been assessed as having, suitable professional experience and expertise, or by persons to whom it can be otherwise lawfully distributed.

JIL and Jefferies GmbH allows its analysts to undertake private consultancy work. JIL and Jefferies GmbH's conflicts management policy sets out the arrangements JIL and Jefferies GmbH employs to manage any potential conflicts of interest that may arise as a result of such consultancy work. Jefferies LLC, JIL, Jefferies GmbH and their affiliates, may make a market or provide liquidity in the financial instruments referred to in this report; and where they do make a market, such activity is disclosed specifically in this report under "company specific disclosures".

For Canadian investors, this material is intended for use only by professional or institutional investors. None of the investments or investment services mentioned or described herein is available to other persons or to anyone in Canada who is not a "permitted client" as defined by National Instrument 31-103 Registration Requirements, Exemptions and Ongoing Registrant Obligations. This research report is a general discussion of the merits and risks of a security or securities only, and is not in any way meant to be tailored to the needs and circumstances of any recipient. The information contained herein is not, and under no circumstances is to be construed as, an offer to sell securities described herein, or solicitation of an offer to buy securities described herein, in Canada or any province or territory thereof. Any offer or sale of the securities described herein in Canada will be made only under an exemption from the requirements to file a prospectus with the relevant Canadian securities regulators, if applicable, and only by a dealer properly registered under applicable securities laws or, alternatively, pursuant to an exemption from the dealer registration requirement in the relevant province or territory of Canada in which such offer or sale is made. The information contained herein is under no circumstances to be construed as investment advice in any province or territory of Canada and is not tailored to the needs of the recipient. To the extent that the information contained herein references securities of an issuer incorporated, formed or created under the laws of Canada or a province or territory of Canada, any trades in such securities must be conducted through a dealer registered in Canada. No securities commission or similar regulatory authority in Canada has reviewed or in any way passed judgment upon this research report, the information contained herein or the merits of the securities described herein, and any representation to the contrary is an offence.

In Singapore, Jefferies Singapore Limited ("JSL") is regulated by the Monetary Authority of Singapore. For investors in the Republic of Singapore, where this material is prepared and issued by a Jefferies affiliate outside of Singapore, it is distributed by JSL pursuant to Regulation 32C of the Financial Advisers Regulations. The material contained in this document is intended solely for accredited, expert or institutional investors, as defined under the Securities and Futures Act 2001 (Singapore). If there are any matters arising from, or in connection with this material, please contact JSL, located at 80 Raffles Place #15-20, UOB Plaza 2, Singapore 048624, telephone: +65 6551 3950. In Japan, this material is issued and distributed by Jefferies (Japan) Limited to institutional investors only. In Hong Kong, this report is issued and approved by Jefferies Hong Kong Limited and is intended for use only by professional investors as defined in the Hong Kong Securities and Futures Ordinance and its subsidiary legislation. In the Republic of China (Taiwan), this report should not be distributed. The research in relation to this report is conducted outside the People's Republic of China ("PRC"). This report does not constitute an offer to sell or the solicitation of an offer to buy any securities in the PRC. PRC investors shall have the relevant qualifications to invest in such securities and shall be responsible for obtaining all relevant approvals, licenses, verifications and/or registrations from the relevant governmental authorities themselves. In India, this report is made available by Jefferies India Private Limited. In Australia, this report is issued and/or approved for distribution by, or on behalf of, Jefferies (Australia) Securities Pty Ltd (ACN 610 977 074), which holds an Australian financial services license (AFSL 487263). It is directed solely at wholesale clients within the meaning of the Corporations Act 2001 (Cth) of Australia (the "Corporations Act"), in connection with their consideration of any investment or investment service that is the subject of this report. This report may contain general financial product advice. Where this report refers to a particular financial product, you should obtain a copy of the relevant product disclosure statement or offer document before making any decision in relation to the product. Recipients of this document in any other jurisdictions should inform themselves about and observe any applicable legal requirements in relation to the receipt of this document.

This report is not an offer or solicitation of an offer to buy or sell any security or derivative instrument, or to make any investment. Any opinion or estimate constitutes the preparer's best judgment as of the date of preparation, and is subject to change without notice. Jefferies assumes no obligation to maintain or update this report based on subsequent information and events. Jefferies, and their respective officers, directors, and employees, may have long or short positions in, or may buy or sell any of the securities, derivative instruments or other investments mentioned or described herein, either as agent or as principal for their own account. This material is provided solely for informational purposes and is not tailored to any recipient, and is not based on, and does not take into account, the particular investment objectives, portfolio holdings, strategy, financial situation, or needs of any recipient. As such, any advice or recommendation in this report may not be suitable for a particular recipient. Jefferies assumes recipients of this report are capable of evaluating the information contained herein and of exercising independent judgment. A recipient of this report should not make any investment decision without first considering whether any advice or recommendation in this report is suitable for the recipient based on the recipient's particular circumstances and, if appropriate or otherwise needed, seeking professional advice, including tax advice. Jefferies does not perform any suitability or other analysis to check whether an investment decision made by the recipient based on this report is consistent with a recipient's investment objectives, portfolio holdings, strategy, financial situation, or needs.

By providing this report, neither JRS nor any other Jefferies entity accepts any authority, discretion, or control over the management of the recipient's assets. Any action taken by the recipient of this report, based on the information in the report, is at the recipient's sole judgment and risk. The recipient must perform his or her own independent review of any prospective investment. If the recipient uses the services of Jefferies LLC (or other affiliated broker-dealers), in connection with a purchase or sale of a security that is a subject of these materials, such broker-dealer may act as principal for its own accounts or as agent for another person. Only JRS is registered with the SEC as an investment adviser; and therefore neither Jefferies LLC nor any other Jefferies affiliate has any fiduciary duty in connection with distribution of these reports.

The price and value of the investments referred to herein and the income from them may fluctuate. Past performance is not a guide to future performance, future returns are not guaranteed, and a loss of original capital may occur. Fluctuations in exchange rates could have adverse effects on the value or price of, or income derived from, certain investments.

This report may contain forward looking statements that may be affected by inaccurate assumptions or by known or unknown risks, uncertainties, and other important factors. As a result, the actual results, events, performance or achievements of the financial product may be materially different from those expressed or implied in such statements.

This report has been prepared independently of any issuer of securities mentioned herein and not as agent of any issuer of securities. No Equity Research personnel have authority whatsoever to make any representations or warranty on behalf of the issuer(s). Any comments or statements made herein are those of the Jefferies entity producing this report and may differ from the views of other Jefferies entities.

This report may contain information obtained from third parties, including ratings from credit ratings agencies such as Standard & Poor's. Reproduction and distribution of third party content in any form is prohibited except with the prior written permission of the related third party. Jefferies does not guarantee the accuracy, completeness, timeliness or availability of any information, including ratings, and is not responsible for any errors or omissions (negligent or otherwise), regardless of the cause, or for the results obtained from the use of such content. Third-party content providers give no express or implied warranties, including, but not limited to, any warranties of merchantability or fitness for a particular purpose or use. Neither Jefferies nor any third-party content provider shall be liable for any direct, indirect, incidental, exemplary, compensatory, punitive, special or consequential damages, costs, expenses, legal fees, or losses (including lost income or profits and opportunity costs) in connection with any use of their content, including ratings. Credit ratings are statements of opinions and are not statements of fact or recommendations to purchase, hold or sell securities. They do not address the suitability of securities or the suitability of securities for investment purposes, and should not be relied on as investment advice.

Jefferies research reports are disseminated and available electronically, and, in some cases, also in printed form. Electronic research is simultaneously made available to all clients. This report or any portion hereof may not be reprinted, sold or redistributed without the written consent of Jefferies. Neither Jefferies nor any of its respective directors, officers or employees, is responsible for guaranteeing the financial success of any investment, or accepts any liability whatsoever for any direct, indirect or consequential damages or losses arising from any use of this report or its contents. Nothing herein shall be construed to waive any liability Jefferies has under applicable U.S. federal or state securities laws.

For Important Disclosure information relating to JRS, please see https://adviserinfo.sec.gov/IAPD/Content/Common/crd_iapd_Brochure.aspx?BRCHR_VRSN_ID=483878 and <https://adviserinfo.sec.gov/Firm/292142> or visit our website at <https://javatar.bluematrix.com/sellside/Disclosures.action>, or www.jefferies.com, or call 1.888.JEFFFERIES.

© 2023 Jefferies Group LLC



The Voice of Asset Owners

HOW ALLOCATORS AIM TO INVEST
IN THE TRANSITION

Aniket Shah, PhD

Global Head of Sustainability and Transition Strategy
212-323-3976
ashah14@jefferies.com

Charles Boakye, CFA

Sustainability and Transition Strategist
212-336-6649
cboakye@jefferies.com

Shannon Murphy

Strategic Content
212-336-1139
shannon.murphy@jefferies.com

Principal Executive Office

520 Madison Avenue
New York, NY 10022
212.284.2300
jefferies.com

